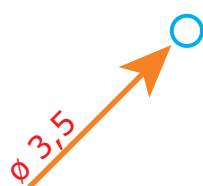




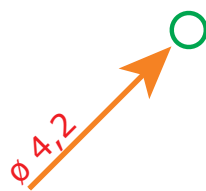
Le contenenze teoriche sono ricavate sfruttando al massimo le sezioni dei canali ma è buona norma installativa riempirle solo circa al 50%

A tale riguardo, infatti, la Norma CEI 64-8/5 riporta testualmente ".... si consiglia che il rapporto tra la sezione stessa e l'area della sezione retta occupata dai cavi non sia inferiore a 2"

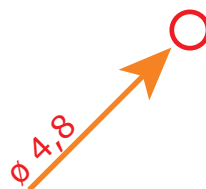
### CAVI H07 V - K



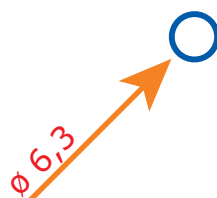
Sez. cavo 1,5 mm<sup>2</sup>  
Ø esterno 3,5 mm



Sez. cavo 2,5 mm<sup>2</sup>  
Ø esterno 4,2 mm



Sez. cavo 4 mm<sup>2</sup>  
Ø esterno 4,8 mm



Sez. cavo 6 mm<sup>2</sup>  
Ø esterno 6,3 mm

# LINEA TA-GN

## Sezione utile e capacità di contenenza cavi

### TA-GN

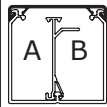
Dimensioni mm

(BxH)


Sezione  
mm<sup>2</sup>

CAVO  
H07 V-K mm<sup>2</sup>


1,5      2,5      4      6




Base 60




Base 80



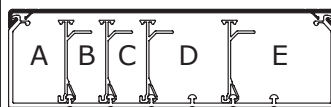
Base 100



Base 120



Base 150



Base 200

(BxH)	Sezione mm <sup>2</sup>	CAVO H07 V-K mm <sup>2</sup>				
		1,5	2,5	4	6	
60x40	A	730	58	39	31	17
	B	810	61	40	29	17
80x40	A	660	48	33	25	14
	B	600	41	28	21	12
	C	740	52	34	27	15
100x40	A	960	76	50	37	23
	B	600	41	28	21	12
	C	1040	78	52	39	22
120x40	A	490	39	24	19	10
	B	600	41	28	21	12
	C	600	41	28	21	12
60x60	D	1320	89	65	49	30
	A	1230	98	68	51	29
80x60	B	1400	108	73	53	31
	A	1090	82	56	42	24
	B	1070	74	52	42	22
100x60	C	1270	89	63	45	27
	A	1590	123	86	62	37
	B	1070	74	52	42	22
120x60	C	1760	130	93	65	38
	A	830	64	43	30	18
	B	1070	74	52	42	22
	C	1070	74	52	42	22
150x60	D	2240	159	116	84	51
	A	1590	120	76	61	37
	B	1070	74	52	42	22
	C	1070	74	52	42	22
200x60	D	2980	212	155	114	67
	A	1590	120	76	61	37
	B	1070	74	52	42	22
	C	1070	74	52	42	22
100x80	D	2320	160	116	91	51
	E	2980	212	152	114	67
	A	2210	175	118	90	52
	B	1540	113	74	70	32
120x80	C	2450	186	125	94	54
	A	1150	84	63	43	24
	B	1540	113	74	70	32
	C	1540	113	74	70	32
150x80	D	3150	231	156	121	72
	A	2210	180	111	103	52
	B	1540	113	74	70	32
	C	1540	113	74	70	32
200x80	D	4160	320	220	211	96
	A	2210	180	111	103	52
	B	1540	113	74	70	32
	C	1540	113	74	70	32
	D	3250	243	170	173	73
	E	4160	320	219	211	96